

# BLOOMBERG ASSESSMENT TEST

>>>BAT

## OVERVIEW

The Bloomberg Assessment Test - BAT is a global, standardized online exam that has been developed in partnership with premier financial institutions and university faculty around the world.

The BAT covers a range of subjects including Finance, Economics, Math, Analytical Reasoning and other relevant topics. Students who take the BAT uncover their strengths on various subjects and gain insight into which areas of finance may suit them best.

The BAT also allows students the opportunity to gain exposure to financial employers worldwide. Bloomberg Institute maintains an anonymous database of BAT performance and showcases these results to over 20,000 global employers via the Bloomberg Institute Talent Search (<https://talentsearch.bloomberginstitute.com>).

## VALUE PROPOSITION

**EMPLOYERS** The BAT will help employers screen their overwhelming number of entry-level applicants more efficiently, consistently and objectively, and will help promote fairness, diversity and meritocracy. Employers will also be able to reach talented candidates outside their traditional recruiting channels. The BAT may help reduce overall recruiting costs.

**STUDENTS** The BAT will help students demonstrate to financial employers that they are strong candidates for recruitment. The BAT also allows students to view their abilities in comparison to their peers to discover the areas in which they need to focus more attention.

**UNIVERSITIES** The BAT will help universities demonstrate the quality of their students, assess/improve their own finance curriculum, and help facilitate student placement in financial careers.

## TEST DESCRIPTION

>>>**Three Hour** computer-based test, administered in person at partner universities and Bloomberg offices around the world.

>>>**Multiple Choice Questions**, including Bloomberg screens, charts and functions, emphasizing the “real life”, practical application of knowledge.

>>>**Eleven Sections**: 1) Economics 2) Financial Statements Analysis 3) Corporate Valuation 4) Investment Banking 5) Financial Markets 6) Investment Management 7) Verbal Skills 8) Math Skills 9) Analytical Reasoning 10) Situational Judgment 11) Modeling Skills

>>>**English**: All test questions and answers are written in English.

>>>**Employers** will have access to student testing profiles on an **anonymous** basis. Students may release their contact details to employers if interested in an employment opportunity.

>>>**Cost**: There is currently no fee to take the BAT.

## MILESTONES

**15,000+** students have registered for the BAT

**10,000+** students have taken the BAT

**150+** participating colleges/universities globally

# SAMPLE STUDENT RESULTS

Registered users (e.g. employers, universities, etc.) may search the BAT database for candidates based on score performance and basic demographic data. As shown in the sample report below, a student's profile is anonymous and scores are based on relative rankings within peer groups.

## Test History

BAT Score  
**80.28**

Test Date  
**Jun 13, 2011**

## Candidate Information

Languages  
**English**

Test Location  
**GB**

## Undergraduate Education

Undergraduate Current Year  
**3rd Year**

University  
**University of Manchester**

Area of Study  
**Economics**

Level  
**Graduated 2011**

**B0032088**

Share Profile

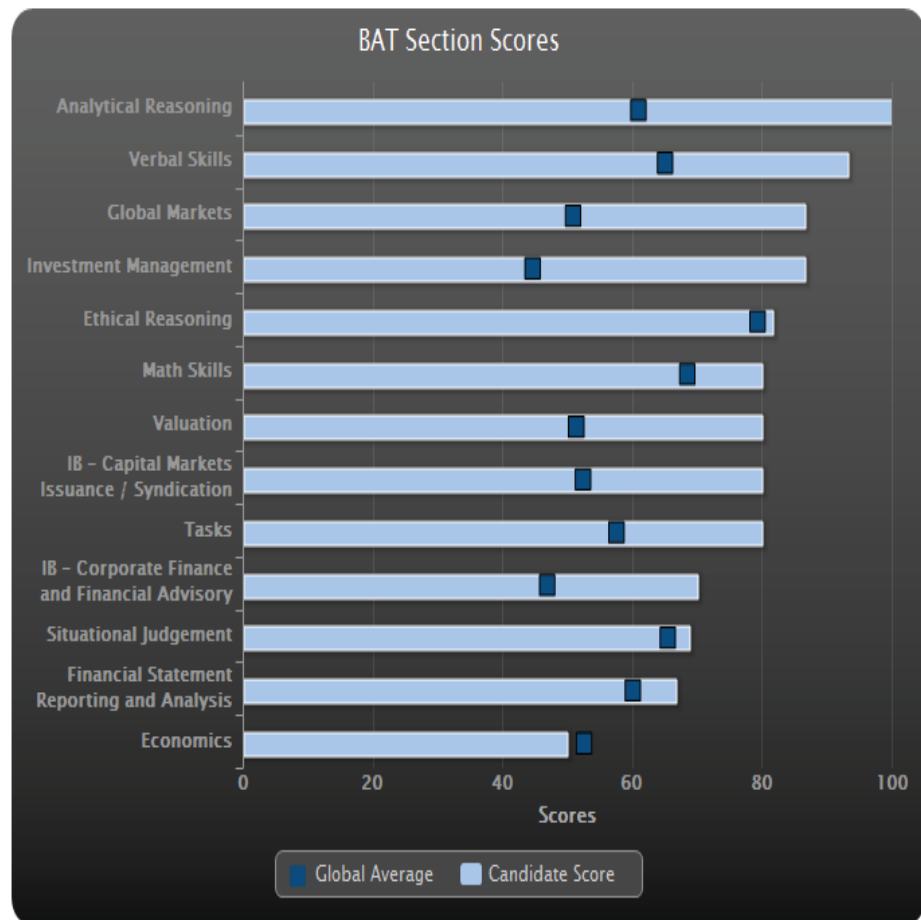
Connect

## Detailed BAT Performance

BAT Section Scores

Score Distribution

Score Table



This graph shows the candidate score vs. overall average score by each section of the BAT for all test takers to date.

[Return to Search Results](#)

# SAMPLE UNIVERSITY RESULTS (page 1)

Participating Colleges/Universities who send their students through the BAT, will be able to compare their University's results with that of other Universities around the world.

## BAT Score Comparison and Percentile Ranking

### April 2011 BAT Statistics

University A's Sample	14 Tests
Total Sample	7619 Tests

Sections	Scores (1)		Percentile Ranking (% of test takers scoring below Univ A)					
	Univ A	All	All	Bus. (2)	Non-Bus.	NA	EMEA	APAC
1) Economics	40%	54%	22	21	29	21	25	18
2) Fin. Statements Reporting & Analysis	53%	61%	36	32	62	35	47	22
3) Valuation	30%	50%	13	11	22	12	16	10
4) IB - Corp. Finance & Financial Advisory	40%	44%	34	32	41	32	37	31
5) IB - Cap. Markets Issuance/Syndicator	55%	58%	50	48	64	46	59	44
6) Global Markets	50%	52%	44	42	57	41	54	35
7) Investment Management	47%	45%	52	51	59	48	60	49
8) Verbal Skills	50%	67%	27	27	26	22	31	29
9) Math Skills	77%	80%	48	49	41	48	56	36
10) Situational Judgment	59%	69%	30	30	28	25	33	35
11) Ethical Reasoning	80%	80%	N/A	N/A	N/A	N/A	N/A	N/A
12) Tasks	40%	60%	13	13	15	13	14	14
13) Analytical Reasoning	N/A	61%	N/A	N/A	N/A	N/A	N/A	N/A
<b>Overall</b>	<b>51%</b>	<b>57%</b>	<b>34</b>	<b>32</b>	<b>45</b>	<b>30</b>	<b>45</b>	<b>26</b>

(1) Percentages (%) represent a median score.

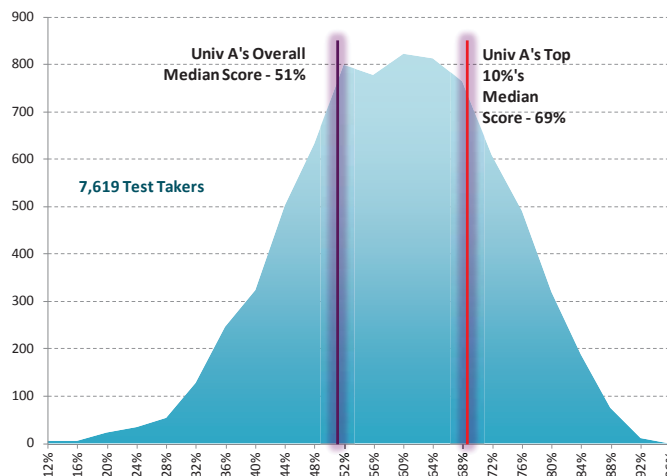
(2) Business is defined as the following area of studies: (i) Business/Management, (ii) Finance and (iii) Economics.

### Overall Score Comparison

This compares Univ A's overall median score (PURPLE line) and Univ A's Top 10%'s median score (RED line) to the distribution of ALL test scores.

Y-axis represents frequency (# of test takers).

The sample size is currently 7,619 test takers.

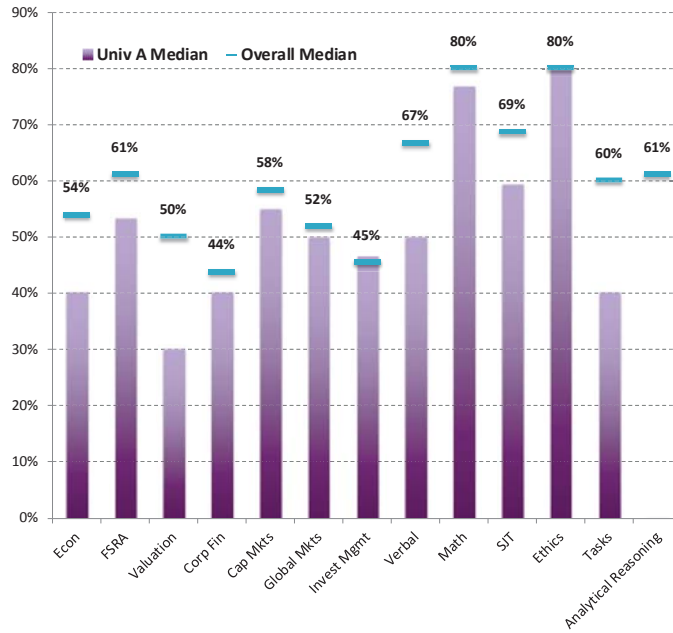


BAT Score Comparison and Percentile Ranking

**Section Score Comparison**

This compares Univ A's median score for each section to the median score for each section of ALL test takers.

The horizontal BLUE bar is the median score of ALL test takers and the PURPLE column represents Univ A's median score.



**Percentile Ranking**

This illustrates Univ A's percentile ranking (% of test scores below Univ A's median score) based on area of study in university and region.

Bus. (Business) refers to the following areas of studies: (i) Business/Mgmt, (ii) Finance and (iii) Economics.

