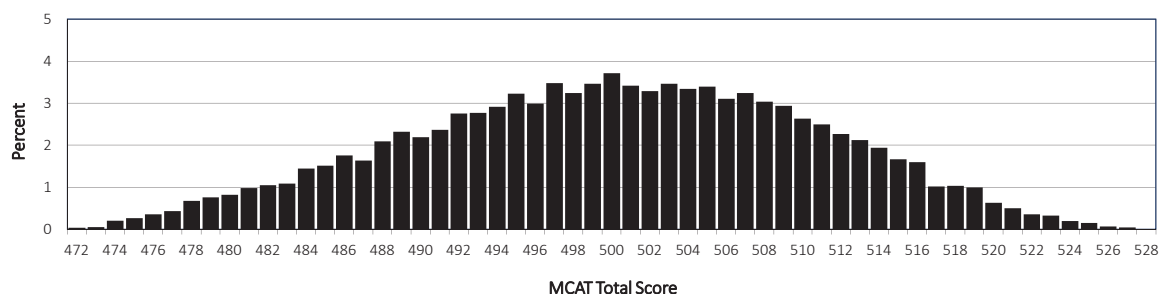


**Summary of Total and Section Scores  
from the MCAT Exam Based on Results for Tests Administered in April and May 2015**

MCAT Total Score



MCAT Total Score	Percentile Rank
528	100
527	100
526	100
525	100
524	100
523	100
522	99
521	99
520	98
519	98
518	97
517	96
516	95
515	93
514	91
513	89
512	87
511	85
510	83
509	80
508	77
507	74
506	71
505	68
504	64
503	61
502	57
501	54
500	51
499	47
498	43
497	40
496	37
495	34
494	31
493	28
492	25
491	22
490	20
489	18
488	15
487	13
486	11
485	10
484	8
483	7
482	6
481	5
480	4
479	3
478	2
477	1
476	1
475	1
474	0
473	0
472	0

**MCAT Total Score**

Mean = 500.0

Std. Deviation = 10.6

**Notes.**

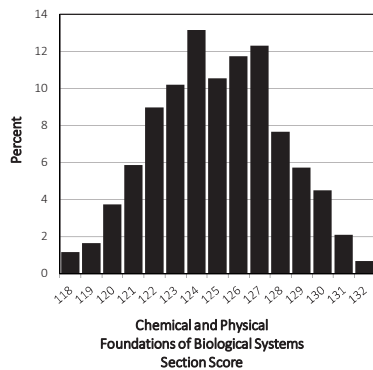
The percentile ranks in these tables are based on MCAT results from examinees who tested in April and May 2015. After careful analysis of the April and May 2015 scores and based on historic MCAT data, AAMC made adjustments so that the distribution of scores reported in these tables reflects the best estimate of the score distribution that would result in a typical testing year. AAMC carefully developed these adjustments using a wide range of data about past examinees.

The column labeled "Percentile Rank" provides the percentage of results in a typical testing year equal to or less than each score point.<sup>1</sup>

For example, 77 percent of MCAT Total scores are likely to be equal to or less than 508 across all exams administered in a typical year.

<sup>1</sup>Prior versions of these tables (pre-2012), as well as current score reporting systems maintained by AMCAS report the "Percentile Rank Range" in these columns rather than a single percentile rank. The percentile rank columns in the current tables correspond to the upper bound of the percentile rank ranges provided in these other

Chemical and Physical Foundations of Biological Systems

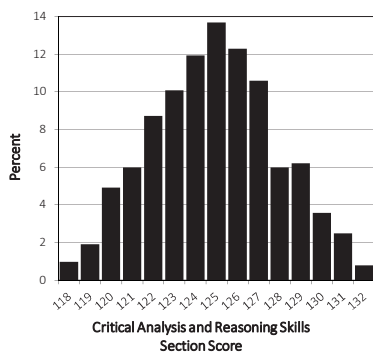


Section Score	Percentile Rank
132	100
131	99
130	97
129	93
128	87
127	79
126	67
125	55
124	45
123	32
122	21
121	12
120	7
119	3
118	1

Chemical and Physical Foundations of Biological Systems

Section Score  
Mean = 125.0  
Std. Deviation = 3.0

Critical Analysis and Reasoning Skills

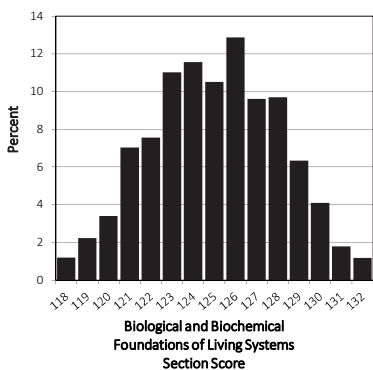


Section Score	Percentile Rank
132	100
131	99
130	97
129	93
128	87
127	81
126	70
125	58
124	44
123	33
122	22
121	14
120	8
119	3
118	1

Critical Analysis and Reasoning Skills

Section Score  
Mean = 124.9  
Std. Deviation = 3.0

Biological and Biochemical Foundations of Living Systems

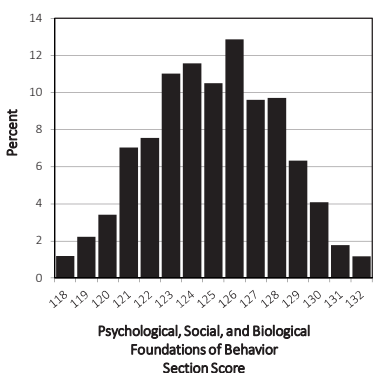


Section Score	Percentile Rank
132	100
131	99
130	97
129	93
128	87
127	77
126	67
125	54
124	44
123	32
122	21
121	14
120	7
119	3
118	1

Biological and Biochemical Foundations of Living Systems

Section Score  
Mean = 125.0  
Std. Deviation = 3.0

Psychological, Social, and Biological Foundations of Behavior



Section Score	Percentile Rank
132	100
131	98
130	97
129	93
128	86
127	75
126	66
125	55
124	43
123	32
122	22
121	12
120	7
119	3
118	1

Psychological, Social, and Biological Foundations of Behavior

Section Score  
Mean = 125.1  
Std. Deviation = 3.1